



Bridging the gap between Technology and Business

Data Analytics Academy

A key to success in the digital world is upskilling your employees. They need to have digital skills to integrate technology into their daily practice.

The program aims to inspire a new way of thinking and enables graduates to find new and innovative ways to identify risks, opportunities, to surface value from data and to communicate the results effectively.



The Digital challenge

79% of CEOs are worried about the availability of key skills.

55% of people say they cannot innovate effectively.

88% would take the opportunity to understand/ use technology, if given the chance.

Data Analytics Academy as a solution

The Data Analytics Academy is a **comprehensive, multi-phase upskilling** and digital transformation journey. The program raises the **data literacy** of your business professionals, finance or operational staff. It empowers them to solve business problems with **market-leading data analytics** and **business intelligence tools** such as Alteryx, Knime, Tableau, Power BI, and Qlik.

Digital Upskilling Pricing

1. Data Analytics Online Academy
14 hours online

2. Data Analytics Innovation Academy
1 day (virtual) classroom

3. Sprint & Showcase
Weekly 'light-touch' consulting session and showcase virtual session

Your workforce will be empowered to:



Identify risks & opportunities in data.



Transform data into valuable and actionable intelligence.












Identify automation and analytics use cases to transform your organization.



Create valuable insights and design custom analytics and automation solutions.

Our Data Analytics Academy



1. Data Analytics Online Academy	2. Data Analytics Innovation Academy	3. Sprint & Showcase
Interactive and hands-on online learning – at own pace	Reinforce skills by application – (virtual) classroom	Weekly “light-touch” virtual consulting sessions & (virtual) classroom
 <p>Inspiring ‘the power of the possible’ and increasing data literacy with hands-on foundational data, analytics and visualization training</p>	 <p>Hands-on intermediate data, analytics and visualization training including business-related use case ideation and development sprint supported by PwC experts. “Show & Tell” session to demonstrate prototypes</p>	 <p>Working on a identified project for a period of 4 weeks with a weekly mentor touch-point to help through any roadblocks before demonstrating the results back to the group</p>
 <p>Approximately 14 hours</p>	 <p>Approximately 40 hours</p>	 <p>TBD</p>
 <p>Data basics, hands-on training, data classification, storytelling, best practices, challenges, quizzes and inspiring showcases</p>	 <p>Blended learning and business application. Designing and creating solutions solving business problems and generating employee engagement</p>	 <p>Embedding skills and transforming, ensuring that employees are engaged and business outcomes are realized</p>



Contact us



Fieke van der Vlist
Partner
Smart Automation & Quantitative Solutions
+31 (0)6 30 75 19 37
fieke.van.der.vlist@pwc.com



Tijmen Nieuwenhuizen
Senior Manager
Smart Automation & Quantitative Solutions
+31 (0)6 10 48 91 43
tijmen.nieuwenhuizen@pwc.com



© 2020 PricewaterhouseCoopers B.V. (KvK 34180289). All rights reserved.

This content is for general information purposes only, does not constitute professional advice and should therefore not be used as a substitute for consultation with professional advisors. PricewaterhouseCoopers Belastingadviseurs N.V. does not accept or assume any liability, responsibility or duty of care for any consequences of you or anyone else acting, or refraining to act, in reliance on the information contained in this publication or for any decision based on it.